



Gujarat State Institutional Rating Framework (GSIRF) - 2023-24

B P BARIA SCIENCE INSTITUTE				SUB INDICATOR LEVEL		INDICATOR LEVEL		PARAMETER LEVEL		PARAMETER STAR RATING	OVERALL CGPA	OVERALL STARS
PARAMETER WEIGHTAGE	PARAMETER	INDICATOR	SUB-INDICATOR	POINTS AVAILABLE	POINTS SCORED	POINTS AVAILABLE	POINTS SCORED	POINTS AVAILABLE	POINTS SCORED			
40%	TEACHING, LEARNING & RESOURCES (TLR)	STUDENT STRENGTH (SS)	STUDENT STRENGTH (UG & PG)	20	11.72	20	11.72	100	42.57	3	3.2	4
		FACULTY-STUDENT RATIO (FSR)	FACULTY-STUDENT RATIO (FSR)	30	0	30	0					
		FACULTY WITH PHD AND EXPERIENCE (FQE)	FACULTY WITH PHD (FQ)	10	4.72	20	11.23					
			FACULTY EXPERIENCE (FE)	10	6.51							
		FINANCIAL RESOURCES AND THEIR UTILISATION (FRU)	CAPITAL EXPENDITURE (BC)	7.5	0.47	30	19.62					
			OPERATIONAL EXPENDITURE (BO)	22.5	19.15							
15%	RESEARCH AND PROFESSIONAL PRACTICE (RP)	PUBLICATIONS (PU)	PUBLICATIONS (PU)	70	60.97	70	60.97	100	88.45	5		
		QUALITY OF PUBLICATIONS (QP)	CITATIONS	30	27.48	30	27.48					
25%	GRADUATION OUTCOMES (GO)	PLACEMENT AND HIGHER STUDIES (GPH)	PLACEMENT AND HIGHER STUDIES (GPH)	60	38.73	60	69.01	100	69.01	4		
		UNIVERSITY EXAMINATIONS (GUE)	UNIVERSITY EXAMINATIONS(GUE)	40	30.28	40						
10%	OUTREACH AND INCLUSIVITY (OI)	REGION DIVERSITY (RD)	STUDENTS FROM OTHER STATES	25	22.13	30	22.13	100	76.65	5		
			STUDENTS FROM OTHER COUNTRIES	5	0							
		WOMEN DIVERSITY (WD)	WOMEN STUDENTS (WS)	15	15	30	30					
			WOMEN FACULTY (WF)	15	15							
		ECONOMICALLY AND SOCIALLY CHALLENGED STUDENTS (ESCS)	ECONOMICALLY AND SOCIALLY CHALLENGED STUDENTS (ESCS)	20	16.52	20	16.52					
		FACILITIES FOR PHYSICALLY CHALLENGED STUDENTS (PCS)	FACILITIES FOR PHYSICALLY CHALLENGED STUDENTS (PCS)	20	8	20	8					
10%	PERCEPTION (PR)	ACADEMIC PEERS AND EMPLOYERS (PR)						100				
TOTAL SCORE										90	55.21	



Gujarat State Institutional Rating Framework (GSIRF) - 2023-24

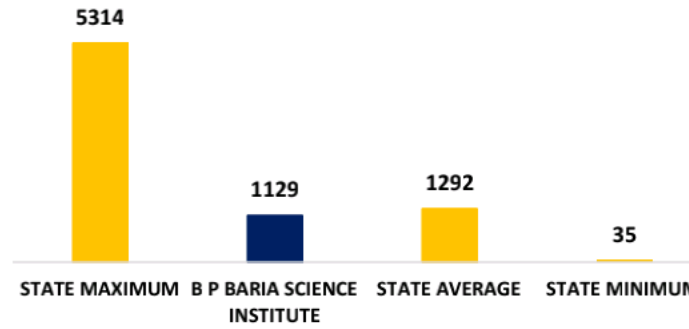
Institutional Insights

B P BARIA SCIENCE INSTITUTE

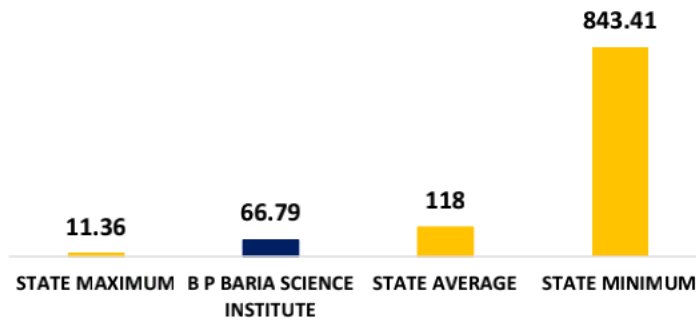
Teaching, Learning & Resources



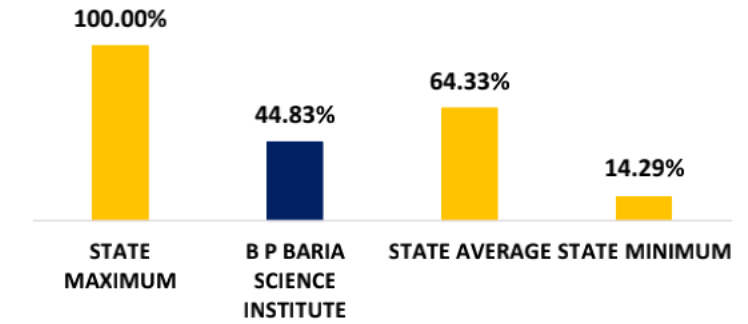
STUDENT STRENGTH (UG & PG)



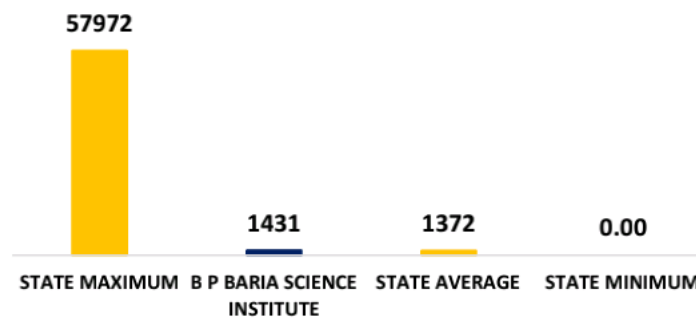
FACULTY-STUDENT RATIO (FSR)



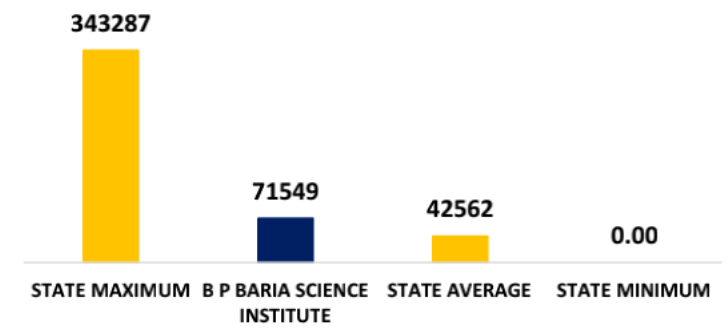
FACULTY WITH PHD (FQ)



CAPITAL EXPENDITURE PER STUDENT (BC)



OPERATIONAL EXPENDITURE PER STUDENT (BO)





Gujarat State Institutional Rating Framework (GSIRF) - 2023-24

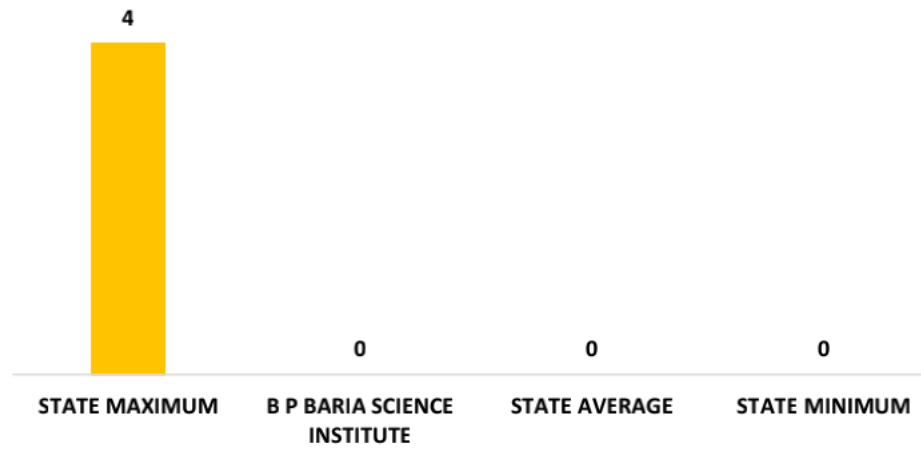
Institutional Insights

B P BARIA SCIENCE INSTITUTE

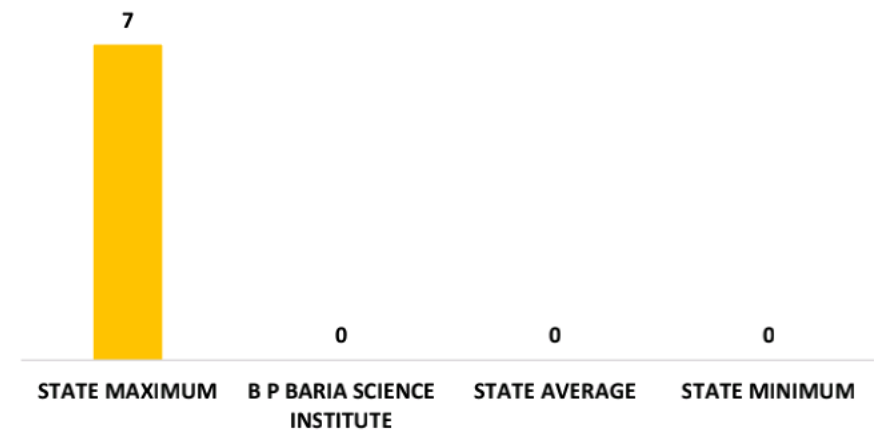
Research and Professional Practice



PUBLICATIONS (PU) PER FACULTY



CITATIONS PER FACULTY



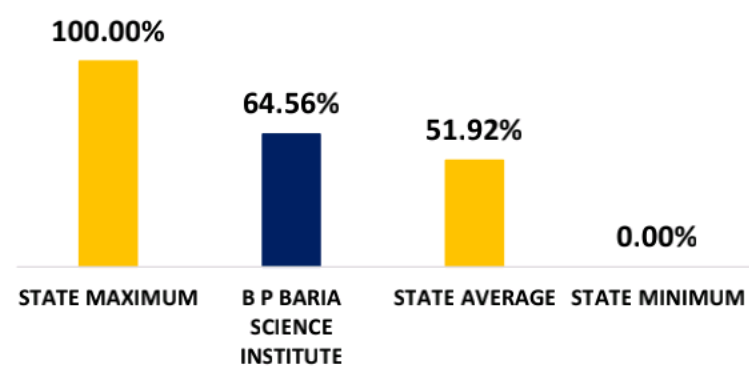


Gujarat State Institutional Rating Framework (GSIRF) - 2023-24

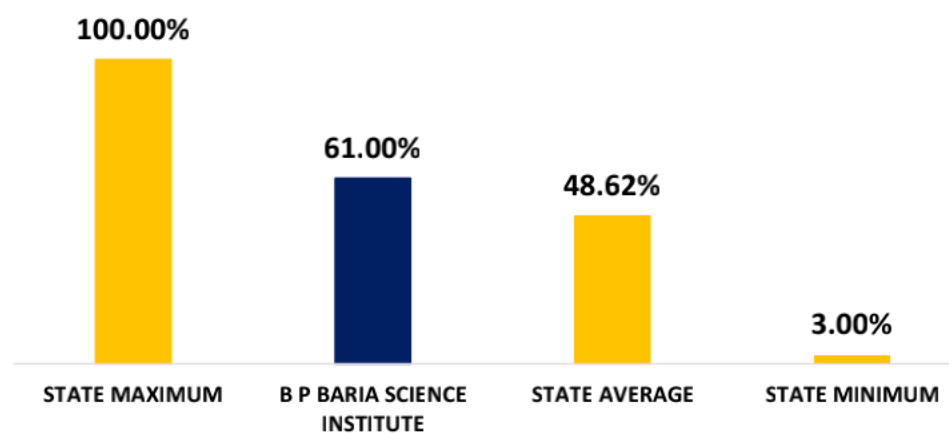
Institutional Insights

B P BARIA SCIENCE INSTITUTE

Graduation Outcome



PLACEMENT AND HIGHER STUDIES (GPH)



UNIVERSITY EXAMINATIONS (GUE)



Gujarat State Institutional Rating Framework (GSIRF) - 2023-24

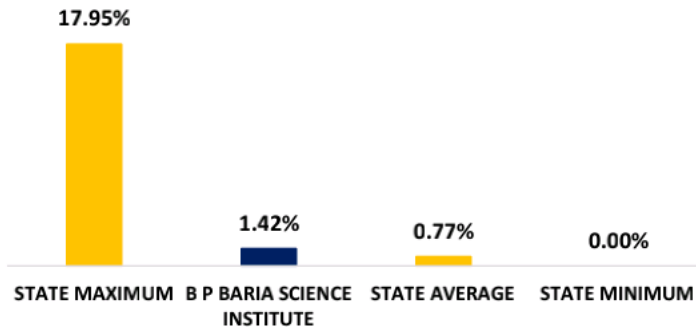
Institutional Insights

B P BARIA SCIENCE INSTITUTE

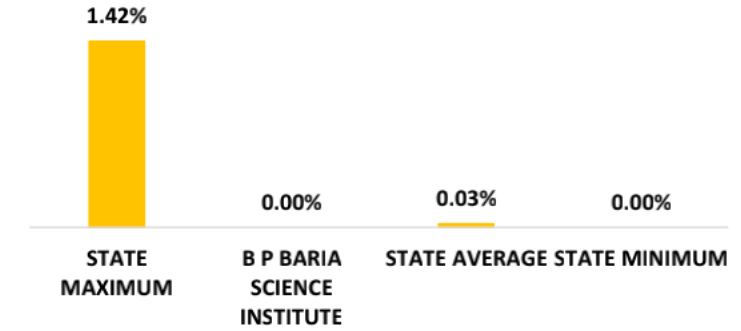
Outreach and Inclusivity



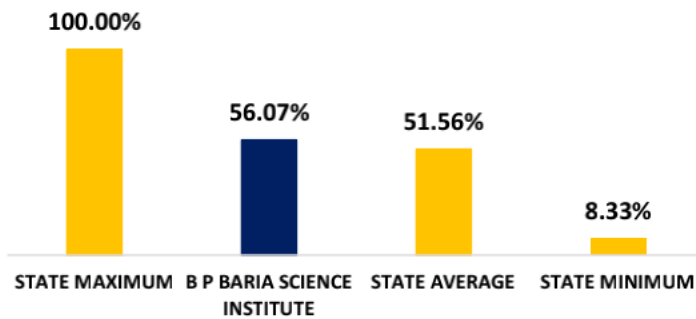
STUDENTS FROM OTHER STATES



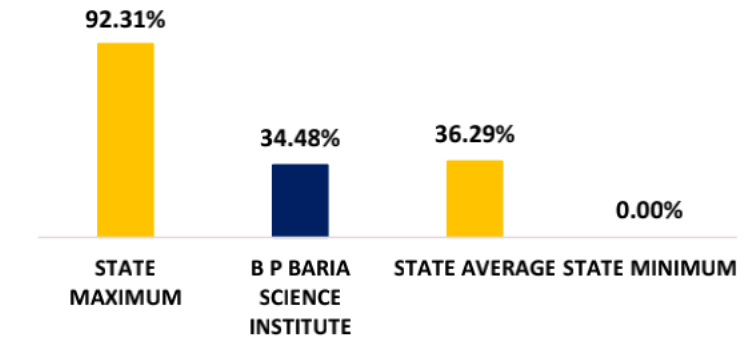
STUDENTS FROM OTHER COUNTRIES



WOMEN STUDENTS (WS)

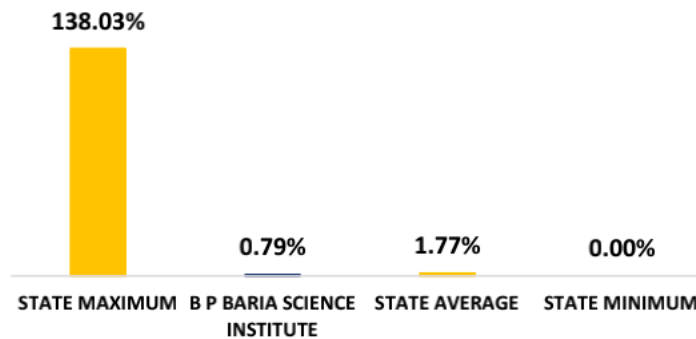


WOMEN FACULTY (WF)



Economically Weaker Section (EWS)

INSTITUTIONAL SCHOLARSHIP FOR ECONOMICALLY AND SOCIALLY CHALLENGED STUDENTS (ESCS)



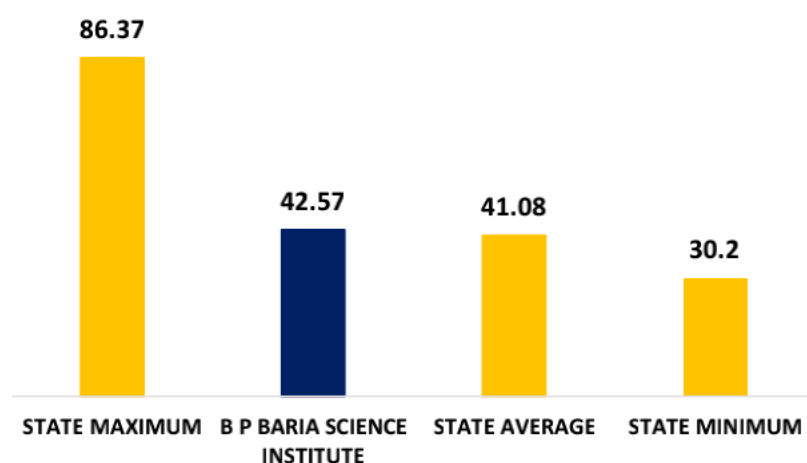


Gujarat State Institutional Rating Framework (GSIRF) - 2023-24

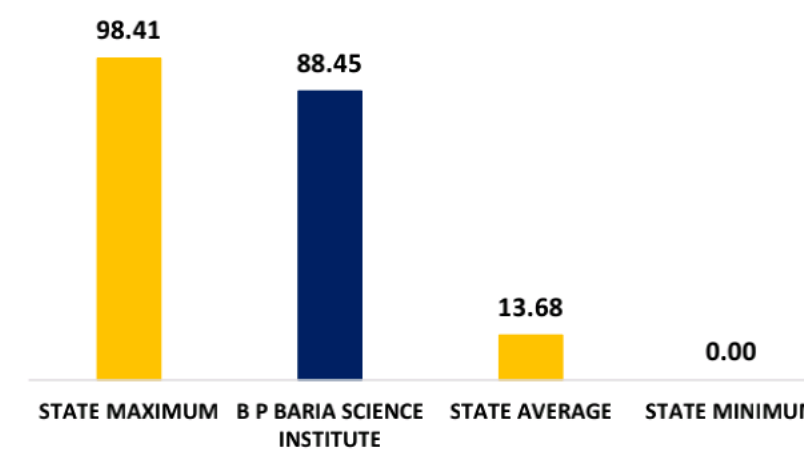
Institutional Insights

B P BARIA SCIENCE INSTITUTE

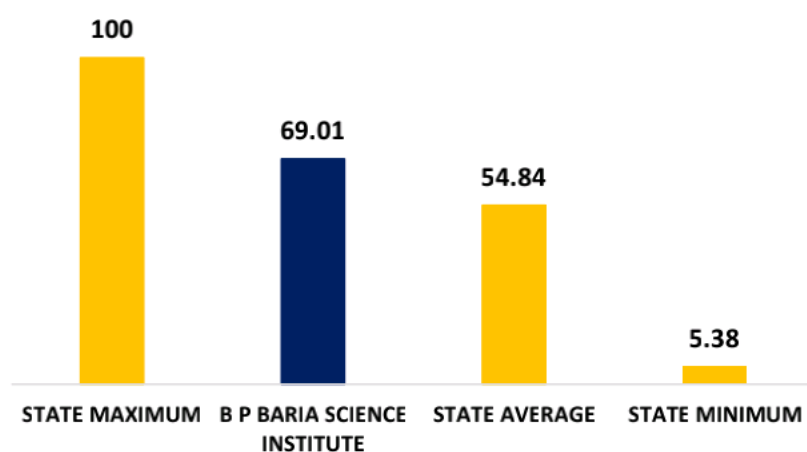
Parameter Overview



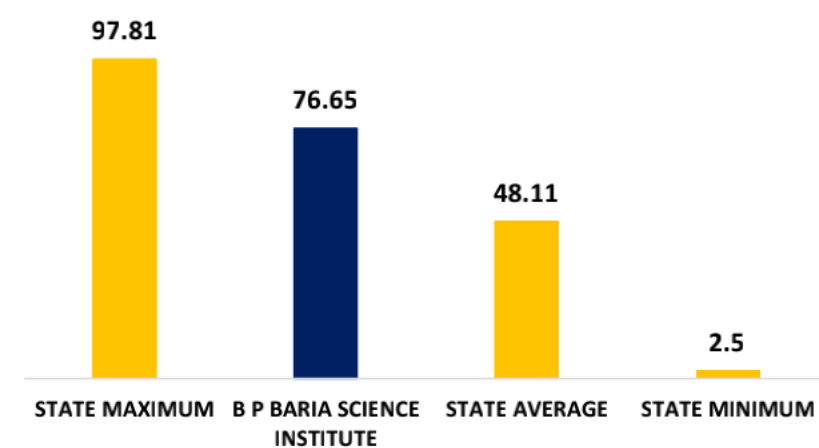
TEACHING, LEARNING & RESOURCES (TLR) SCORE



RESEARCH AND PROFESSIONAL PRACTICE (RP) SCORE



GRADUATION OUTCOMES (GO) SCORE



OUTREACH AND INCLUSIVITY (OI) SCORE